ASSEMBLY INSTRUCTIONS

PUNCHLINE

CONCEPT DESIGN BY JORGE JIMENEZ

MMDC-54DXS Museum Masterline Batman (Comics) Punchline (Concept Design by Jorge Jimenez)
DX Bonus Version


1


2


3


4


5


6


7


8


9


10


STEP

11

DX1A-2C

DXBonus1-2

The part is fragile so please be extra cautions when assembling. Do not swing.

[illegible]

[illegible]


11


DX1A


DX1B


DXBonus1


DXBonus2


DX2A


DX2B


DX2C

⚠ NOTICE

This product contains a lot of small fragile parts, which may dislocate or move during shipment. Should you notice this during assembly, we advise to carefully heat up the specific element with a hairdryer (on low setting) for about 45-60 seconds from a 10 cm distance. When warm, carefully adjust the part to the correct position, and let it cool down.

[illegible]

[illegible]